

NEW

Wavelength & Bandwidth Tunable Filter OTF-350

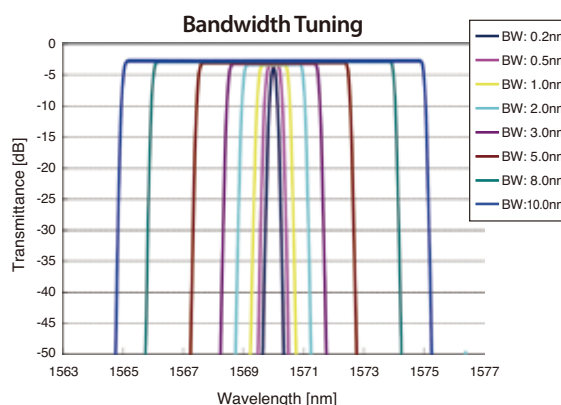
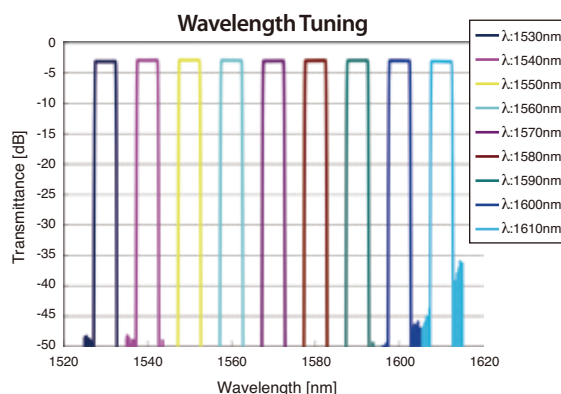
The OTF-350 is a versatile manually optical tunable filter that allows both wavelength tuning and passband width tuning independently. Unique precision free-space optics and an accurate tuning mechanism deliver excellent optical control and a flat-top passband shape.

Features

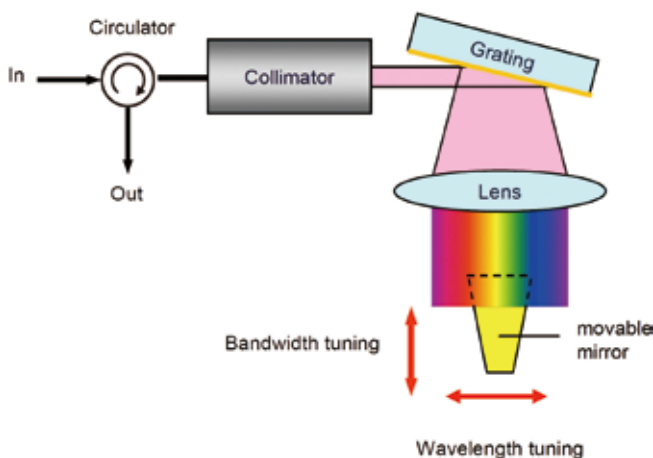
- ▶ Wavelength tuning range: 80nm
- ▶ Wavelength range: 1530-1610nm (C&L Band)
- ▶ Bandwidth: 0.2-10.0nm (Normal type)
- ▶ Bandwidth: 0.1-15.0nm (Wide type)
- ▶ Independently tunable wavelength & bandwidth
- ▶ Flat-top filter shape

Applications

- ▶ 40Gb/s, 100Gb/s transmission test
- ▶ WDM wavelength tuning
- ▶ ASE noise filtering
- ▶ Pulse shaping
- ▶ Next generation bundle wavelength OXC



Tuning Mechanism



Specifications

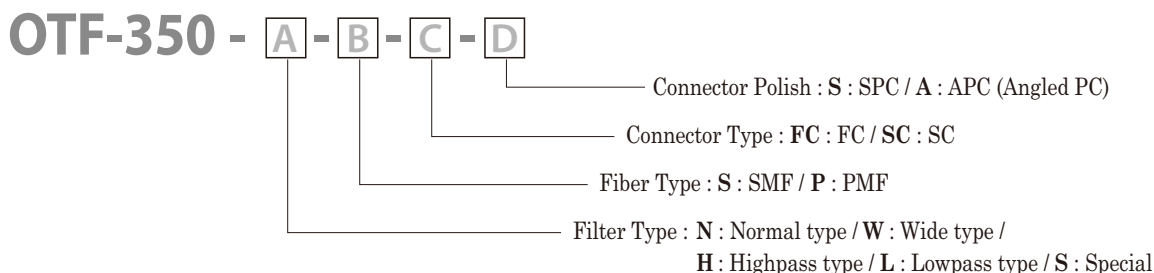
Normal type:BW0.2-10nm

Category	Parameter	Unit	Specification	Notes
Wavelength Characteristics	Wavelength Range	nm	1530 to 1610	
	Tuning Range	nm	80	
Filter Characteristics	Bandwidth @-3dB	nm	0.2 to 10.0	
	Bandwidth @-20dB	nm	≤ 0.6	Bandwidth@-3dB = 0.2nm
			≤ 11	Bandwidth@-3dB = 10.0nm
Group Velocity Dispersion	ps/nm	$\leq \pm 1$ (Typ. $\leq \pm 0.2$)		
Power Characteristics	Maximum Input Power	dBm	+25	
	Insertion Loss	dB	≤ 5 (Typ. ≤ 3.5)	Bandwidth@-3dB ≥ 0.5 nm
			≤ 7	Bandwidth@-3dB < 0.5nm
	Insertion Loss Uniformity (Typical)	dB	≤ 0.5	
	Return Loss	dB	≥ 40 (Typ. ≥ 45)	
	Crosstalk (Typical)	dB	≥ 50	
PDL (Typical)	dB	≤ 0.25		
Fiber	Optical Fiber	-	SMF	
	Optical Connector	-	FC or SC	
	Optical Polish	-	SPC or APC	APC = Angled PC
Others	Dimensions (Width x Height x Length)	mm	250x113x151	
	Weight	kg	3.5	

Wide type:BW0.1-15nm

Category	Parameter	Unit	Specification	Notes
Wavelength Characteristics	Wavelength Range	nm	1530 to 1610	
	Tuning Range	nm	80	
Filter Characteristics	Bandwidth @-3dB	nm	0.1 to 15.0	
	Bandwidth @-20dB	nm	≤ 0.4	Bandwidth@-3dB = 0.1nm
			≤ 15.5	Bandwidth@-3dB = 15.0nm
Group Velocity Dispersion	ps/nm	$\leq \pm 1$ (Typ. $\leq \pm 0.2$)		
Power Characteristics	Maximum Input Power	dBm	+25	
	Insertion Loss	dB	≤ 5 (Typ. ≤ 3.5)	Bandwidth@-3dB ≥ 0.2 nm
			≤ 7	Bandwidth@-3dB < 0.2nm
	Insertion Loss Uniformity (Typical)	dB	≤ 0.5	
	Return Loss	dB	≥ 40 (Typ. ≥ 45)	
	Crosstalk (Typical)	dB	≥ 50	
PDL (Typical)	dB	≤ 0.25		
Fiber	Optical Fiber	-	SMF	
	Optical Connector	-	FC or SC	
	Optical Polish	-	SPC or APC	APC = Angled PC
Others	Dimensions (Width x Height x Length)	mm	250x113x151	
	Weight	kg	3.5	

Ordering Code



www.santec.com E-Mail : sales@santec.com

2007 © SANTEC CORPORATION Santec reserves the right to make changes in equipment design, components or specifications without notice.



SANTEC CORPORATION
 5823 Ohkusa-Nenjoyozaka, Komaki, Aichi 485-0802, Japan Tel. +81-568-79-1959 Fax +81-568-79-1718

SANTEC U.S.A. CORPORATION
 433 Hackensack Ave., Hackensack, NJ 07601, U.S.A. Toll Free +1-800-726-8321(santec-1) Tel. +1-201-488-5505 Fax +1-201-488-7702

SANTEC EUROPE LIMITED
 Magdalen Centre, Robert Robinson Ave., The Oxford Science Park, Oxford OX4 4GA, U.K. Tel. +44-1865-784960 Fax +44-1865-784961

SANTEC (SHANGHAI) Co., Ltd.
 No.800 Zhangyang Road Changhang Tower, Pudong District, Shanghai 200122 China Tel: +86-21-58361261, +86-21-58361262 Fax: +86-21-58361263